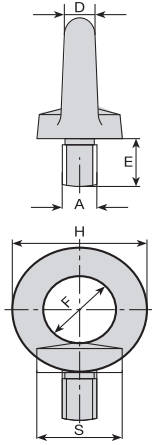
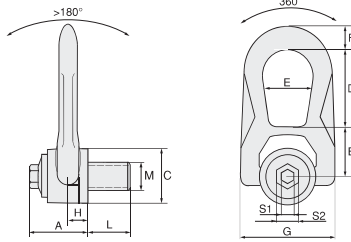


Erkek Aybold (Mapa)



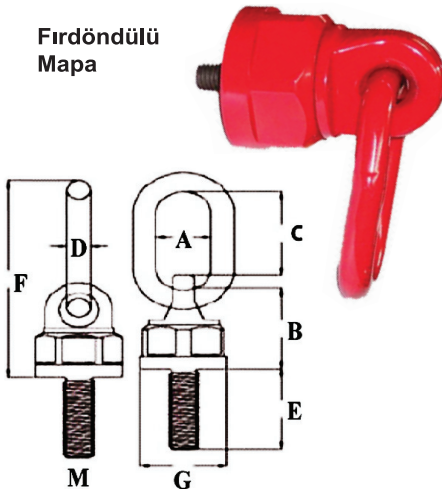
A	D	E	F	H	S	$\frac{g}{g}$	Kaldırma Kap.(kg)
M 8	8	13	20	36	20	60	140
M10	10	18	25	45	25	110	230
M12	12	22	30	54	30	195	340
M14	12	22	30	54	30	205	460
M16	14	28	35	63	35	325	700
M18	14	28	35	63	35	335	850
M20	16	30	40	72	40	505	1200
M24	20	38	50	90	50	1020	1800
M30	24	45	60	108	65	1850	3600
M36	28	55	70	126	75	2700	5100
M42	32	65	80	135	85	4030	7000
M56	42	78	100	184	110	8800	11500
M64	48	90	110	206	120	12400	16500

Çift Fırdöndülü Mapa



Ürün Kodu	M	L	S1	S2	A	B	C	D	E	F	G	H	Maksimum Kaldırma Yüğü (Emniyet Kat Sayısı ≥ 4)							
													$\frac{g}{g}$	$\frac{g}{g}$	$\frac{g}{g}$	$\frac{g}{g}$	$\frac{g}{g}$	$\frac{g}{g}$	$\frac{g}{g}$	$\frac{g}{g}$
DSR-08	M8	14	8	16	33	30	30	38	27	14	53	9.5	0.3	0.6	0.3	0.6	0.4	0.3	0.6	0.3
DSR-10	M10	17	8	16	33	30	30	38	27	14	53	9.5	0.6	1.2	0.6	1.2	0.8	0.6	1.3	0.6
DSR-12	M12	21	8	16	33	30	30	38	27	14	53	9.5	1.0	2.0	1.0	2.0	1.4	1.0	2.1	1.0
DSR-14	M14	23	8	20	45	42	45	54	38	17	76	13	1.3	2.6	1.3	2.6	1.8	1.3	2.7	1.3
DSR-16	M16	27	8	20	45	42	45	54	38	17	76	13	1.6	3.2	1.6	3.2	2.2	1.6	3.4	1.6
DSR-18	M18	27	8	20	45	42	45	54	38	17	76	13	2.0	4.0	2.0	4.0	2.8	2.0	4.2	2.0
DSR-20	M20	30	8	20	45	42	45	54	38	17	76	13	2.5	5.0	2.5	5.0	3.5	2.5	5.3	2.5
DSR-24	M24	36	14	24	62	55	60	83	55	25	117	19	4.0	8.0	4.0	8.0	5.6	4.0	8.4	4.0
DSR-30	M30	45	14	24	62	55	60	83	55	25	117	19	6.3	12.6	6.3	12.6	8.8	6.3	13.2	6.3

Fırdöndülü Mapa



Çap	WLL(kg)	Ana Teknik Parametreler (mm)							Ağırlık
		A	B	C	D	E	F	G	
M10	500	28.6	39.0	31.8	7.90	19.0	85.8	36.0	0.27
M12	1050	35.0	67.0	58.0	12.7	19.1	149.8	60.0	1.20
M16	1200	35.0	67.0	58.0	12.7	31.8	149.8	60.0	1.20
M20	1900	40.0	78.3	67.0	19.1	38.1	178.7	70.0	2.21
M24	2150	40.0	78.3	67.0	19.1	38.1	178.7	70.0	2.21
M30	5000	51.6	93.1	95.0	22.2	50.0	227.4	80.0	3.86
M36	8000	51.6	93.1	95.0	22.2	54.0	227.4	80.0	3.86
M42	10000	65.0	103.7	118	25.0	63.0	265.8	93.0	6.08